









Sable 575-600w

High efficiency bifacial modules

TOPCon 182mm


• TOPCon MODULE ADVANTAGE

-  Multi-Busbar technology
-  Superior load capacity
-  High module efficiency
-  Excellent low-light performance
-  Lower annual attenuation
Longer warranty
-  Low BOS and LCOE
-  Reduce hot spot effect
-  Higher bifaciality

• QUALITY SYSTEM

ISO9001 / ISO14001 / ISO45001

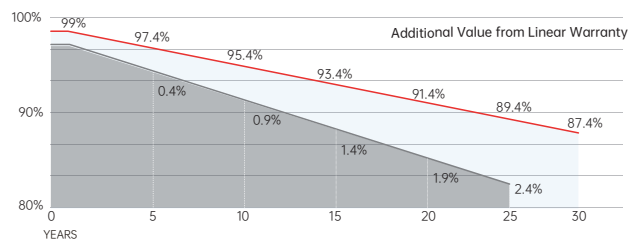
• PRODUCT CERTIFICATION



• INSURANCE

PICC

• WARRANTY



15 YEARS Guarantee on product material and workmanship

30 YEARS Linear power output warranty



SERAPHIM ENERGY GROUP CO., LTD.

Add: NO.18, Shichuan Road, Jinzhai Economic Development Zone, Lu'an City, Anhui Province
Tel: +86-564-7736177 Email: info@seraphim-energy.com

Mechanical Specifications

External Dimension	2278 x 1134 x 30 mm
Weight	32.0 kg
Solar Cells	182N-TOPCon (144pcs)
Front / Back Glass	2.0mm AR coating semi-tempered glass, low iron
Frame	Anodized aluminium alloy
Junction Box	IP68, 3 diodes
Output Cables	4.0mm ² , 250mm(+)/350mm(-) or Customized Length

Packing Configuration

Container	20'GP	40'HQ
Pieces per Pallet	36	36
Pallets per Container	4	20
Pieces per Container	144	720

Electrical Characteristics

Module Type	SRP-575-BTA-BG		SRP-580-BTA-BG		SRP-585-BTA-BG		SRP-590-BTA-BG		SRP-595-BTA-BG		SRP-600-BTA-BG	
	Front STC	Front BNPI	Front STC	Front BNPI	Front STC	Front BNPI	Front STC	Front BNPI	Front STC	Front BNPI	Front STC	Front BNPI
Maximum Power P_{mp} (W)	575	630	580	636	585	641	590	647	595	652	600	658
Open Circuit Voltage $-V_{oc}$ (V)	51.90	51.98	52.10	52.18	52.30	52.38	52.50	52.58	52.70	52.78	52.90	52.98
Short Circuit Current $-I_{sc}$ (A)	14.01	15.35	14.07	15.42	14.13	15.49	14.19	15.55	14.25	15.62	14.31	15.68
Maximum Power Voltage $-V_{mp}$ (V)	43.20	43.28	43.40	43.48	43.60	43.68	43.80	43.88	44.00	44.08	44.20	44.28
Maximum Power Current $-I_{mp}$ (A)	13.32	14.56	13.37	14.62	13.43	14.68	13.48	14.74	13.54	14.79	13.59	14.85
Module Efficiency STC η_m (%)	22.26		22.45		22.65		22.84		23.03		23.23	
Power Tolerance (W)	(0, +4.99)											

STC: Irradiance 1000 W/m² module temperature 25°C AM=1.5 Power measurement tolerance: +/-3%; Voltage measurement tolerance: +/-3%; Current measurement tolerance: +/-4%
BNPI: front 1000 W/m² rear 135 W/m² Power measurement tolerance: +/-3%; Voltage measurement tolerance: +/-3%; Current measurement tolerance: +/-4%

Rear Side Power Gain(SRP-585-BTA-BG)

Power Gain	10%	15%	20%	25%	30%
Maximum Power $-P_{mp}$ (W)	644	673	702	731	761
Open Circuit Voltage $-V_{oc}$ (V)	52.30	52.30	52.30	52.30	52.30
Short Circuit Current $-I_{sc}$ (A)	15.54	16.25	16.96	17.66	18.37
Maximum Power Voltage $-V_{mp}$ (V)	43.60	43.60	43.60	43.60	43.60
Maximum Power Current $-I_{mp}$ (A)	14.77	15.44	16.12	16.79	17.46

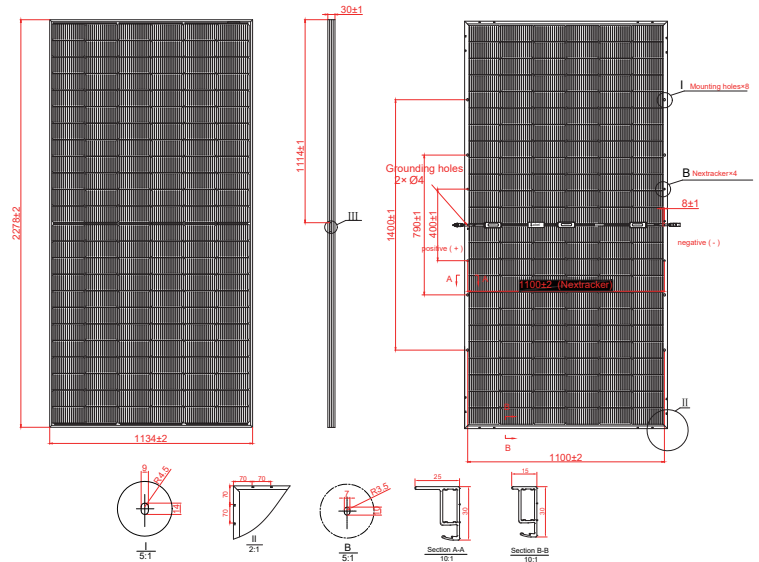
Temperature Ratings

Pmax Temperature Coefficient	-0.29 %/°C
Voc Temperature Coefficient	-0.25 %/°C
Isc Temperature Coefficient	+0.046 %/°C

Application Conditions

Maximum System Voltage	1500V DC
Maximum Series Fuse Rating	25 A
Operating Temperature	-40~+85 °C
Nominal Operating Cell Temperature	45±2 °C
Bifaciality	80%±5%
Mechanical Load	Front side 5400 Pa / Back side 2400 Pa

Technical drawing



I-V Curve

