


Seco


535-560w


High efficiency bifacial modules


PERC 182mm


• PERC MODULE ADVANTAGE


- 

Less mismatch to get more power
- 

Less power loss by minimizing the shading impact
- 

Excellent low-light performance
- 

Low BOS and LCOE
- 

3 times EL test to ensure best quality
- 

Superior load capacity
2400 Pa wind load & 5400 Pa snow load

• QUALITY SYSTEM

ISO9001 / ISO14001 / ISO45001

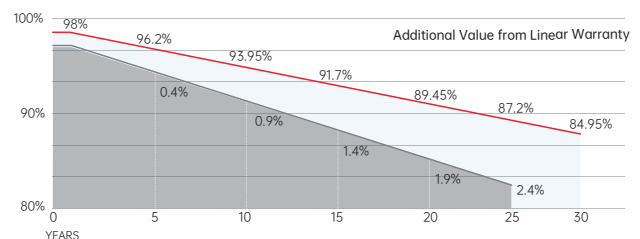
• PRODUCT CERTIFICATION



• INSURANCE

PICC

• WARRANTY



15 YEARS Guarantee on product material and workmanship

30 YEARS Linear power output warranty



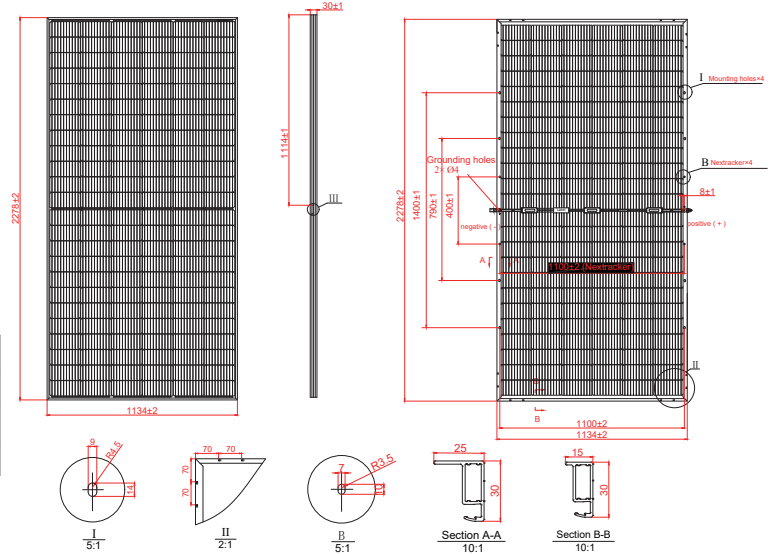
SERAPHIM ENERGY GROUP CO., LTD.

Add: NO.18, Shichuan Road, Jinzhai Economic Development Zone, Lu'an City, Anhui Province
Tel: +86-564-7736177 Email: info@seraphim-energy.com

Mechanical Specifications

External Dimension	2278 x 1134 x 30 mm
Weight	32.0 kg
Solar Cells	PERC Mono crystalline(144 pcs)
Front / Back Glass	2.0mm AR coating semi-tempered glass, low iron
Frame	Anodized aluminium alloy
Junction Box	IP68, 3 diodes
Output Cables	4.0mm ² , 250mm(+)/350mm(-) or Customized Length

Technical drawing



Packing Configuration

Container	20'GP	40'HQ
Pieces per Pallet	36	36
Pallets per Container	4	20
Pieces per Container	144	720

Electrical Characteristics

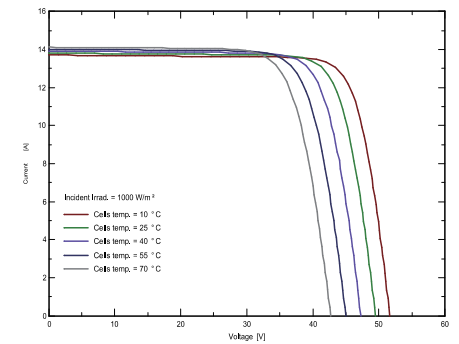
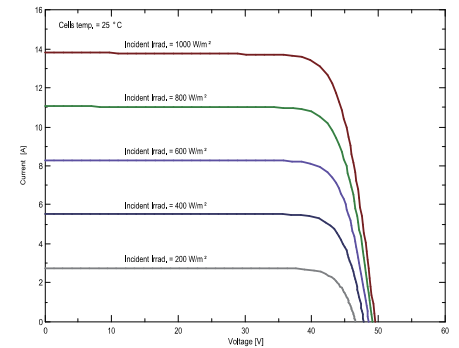
Module Type	SRP-535-BMA-BG		SRP-540-BMA-BG		SRP-545-BMA-BG		SRP-550-BMA-BG		SRP-555-BMA-BG		SRP-560-BMA-BG	
	Front STC	Front BNPI	Front STC	Front BNPI	Front STC	Front BNPI	Front STC	Front BNPI	Front STC	Front BNPI	Front STC	Front BNPI
Maximum Power -P _{mp} (W)	535	586	540	591	545	597	550	602	555	607	560	613
Open Circuit Voltage -V _{oc} (V)	49.40	49.60	49.50	49.70	49.60	49.80	49.70	49.90	49.80	50.00	49.90	50.10
Short Circuit Current -I _{sc} (A)	13.70	14.99	13.81	15.12	13.90	15.21	14.00	15.32	14.10	15.43	14.21	15.55
Maximum Power Voltage -V _{mp} (V)	41.29	41.28	41.55	41.54	41.80	41.79	42.05	42.05	42.31	42.30	42.56	42.55
Maximum Power Current -I _{mp} (A)	12.96	14.18	13.00	14.23	13.04	14.27	13.08	14.32	13.12	14.36	13.16	14.40
Module Efficiency STC-η _m (%)	20.71		20.90		21.10		21.29		21.48		21.68	
Power Tolerance (W)	(0, +4.99)											

STC: Irradiance 1000 W/m² module temperature 25°C AM=1.5 Power measurement tolerance: +/-3%; Voltage measurement tolerance: +/-3%; Current measurement tolerance: +/-4%
BNPI: front 1000 W/m² rear 135 W/m² Power measurement tolerance: +/-3%; Voltage measurement tolerance: +/-3%; Current measurement tolerance: +/-4%

Rear Side Power Gain(SRP-550-BMA-BG)

Power Gain	10%	15%	20%	25%	30%
Maximum Power -P _{mp} (W)	605	633	660	688	715
Open Circuit Voltage -V _{oc} (V)	49.70	49.70	49.70	49.70	49.70
Short Circuit Current -I _{sc} (A)	15.40	16.10	16.80	17.50	18.20
Maximum Power Voltage -V _{mp} (V)	42.05	42.05	42.05	42.05	42.05
Maximum Power Current -I _{mp} (A)	14.39	15.04	15.70	16.35	17.00

I-V Curve



Temperature Ratings

Pmax Temperature Coefficient	-0.34 %/°C
Voc Temperature Coefficient	-0.26 %/°C
Isc Temperature Coefficient	+0.05 %/°C

Application Conditions

Maximum System Voltage	1500V DC
Maximum Series Fuse Rating	25 A
Operating Temperature	-40~+85 °C
Nominal Operating Cell Temperature	45±2 °C
Bifaciality	70%±10%
Mechanical Load	Front side 5400 Pa / Back side 2400 Pa

Specifications are subject to change without further notification SRP-DS-EN-2025V1.0 © Copyright 2025 Seraphim



SERAPHIM ENERGY GROUP CO., LTD.

Add: NO.18, Shichuan Road, Jinzhai Economic Development Zone, Lu'an City, Anhui Province
Tel: +86-564-7736177 Email: info@seraphim-energy.com