


SRP-6PB-DG SERIES 6 INCH 60 CELLS

260-275w



KEY FEATURES



Enhanced safety by excellent fire resistance



Perfect for sandy, snowy and high latitude regions



Lower power degradation, more power yield, more returns



Dual glass reduces micro-cracks, snail trail, UV aging



Frameless design solving the problematic issue of PID



Less maintenance due to frameless structure with less soiling and snow accumulation.

MANAGEMENT SYSTEM

ISO 9001: Quality management system

ISO 14001: Standard for environmental management system

OHSAS 18001: International standard for occupational health and safety assessment system

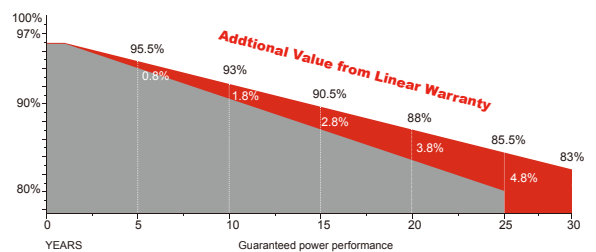
INSURANCE



PRODUCT CERTIFICATES



WARRANTY



Guarantee on product material and workmanship



linear power output warranty

Specifications are subject to change without further notification SRP-DS-EN-2018V3.0 © Copyright 2018 Seraphim



SERAPHIM SOLAR SYSTEM CO., LTD.

www.seraphim-energy.com

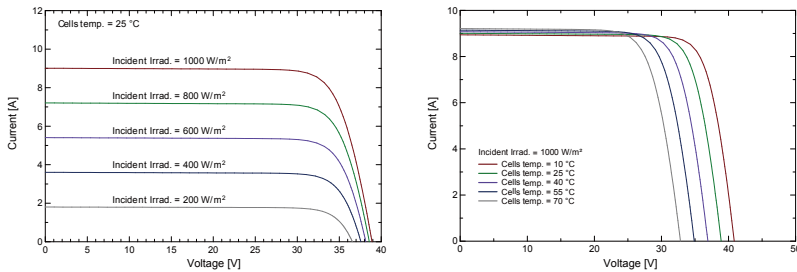
info@seraphim-energy.com

Electrical Characteristics

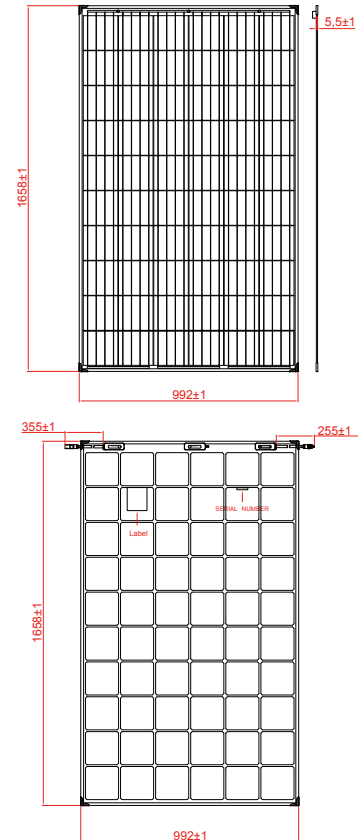
Module Type	SRP-260-6PB-DG		SRP-265-6PB-DG		SRP-270-6PB-DG		SRP-275-6PB-DG	
	STC	NOCT	STC	NOCT	STC	NOCT	STC	NOCT
Maximum Power -P _{mp} (W)	260	192	265	196	270	200	275	204
Open Circuit Voltage -V _{oc} (V)	38.3	35.3	38.6	35.6	38.9	35.8	39.2	36.1
Short Circuit Current -I _{sc} (A)	8.69	7.02	8.79	7.10	8.87	7.19	8.96	7.24
Maximum Power Voltage -V _{mp} (V)	31.0	29.1	31.3	29.3	31.6	29.6	31.8	29.8
Maximum Power Current -I _{mp} (A)	8.39	6.62	8.48	6.70	8.56	6.76	8.65	6.85
Module Efficiency STC-η _m (%)	15.81		16.11		16.42		16.72	
Power Tolerance (W)	(0,+4.99)							
Maximum System Voltage (V)	1500 (TÜV)							
Maximum Series Fuse Rating (A)	15A							
Pmax Temperature Coefficient	-0.40%/°C							
Voc Temperature Coefficient	-0.32 %/°C							
Isc Temperature Coefficient	+0.05 %/°C							
Operating Temperature	-40~+85 °C							
Nominal Operating Cell Temperature	45±2 °C							

STC: Irradiance 1000 W/m² module temperature 25°C AM=1.5
 NOCT: Irradiance 800 W/m² ambient temperature 20°C wind speed :1m/s Power measurement tolerance: +/-3%

Curve



Technical drawing



Mechanical Specifications

External Dimension	1658 x 992 x 5.5mm
Weight	19kg
Solar Cells	Poly crystalline 156.75 x 156.75 mm (60pcs)
Front Glass	2.0mm AR tempered glass, low iron
Back Glass	2.0mm tempered glass, low iron
Junction Box	IP67
Output Cables	4.0 mm ² , cable length:255mm(+),355mm(-)Or customized
Connector	MC4 Compatible
Mechanical Load	2400 Pa

Packing Configuration

External Dimension	1658 x 992 x 5.5mm	
Container	20'HQ	40'HQ
Pieces per Pallet	36	36
Pallets per Container	12	26
Pieces per Container	432	936

* All Dimensions in mm
 * The above drawing is a graphical representation of the product.
 For engineering quality drawings please contact SERAPHIM.