

SII SERIES

Cuts Night, Breaks Dawn







390-405W



● SII SERIES

Seraphim redefined the high-efficiency module series by integrating 158.75mm silicon wafers with PERC and half-cut cell technologies. Seraphim panel combined creative technology effectively and extremely improved the module efficiency and power out.

● KEY FEATURES

-  Less mismatch to get more power
-  Less power loss by minimizing the shading impact
-  Competitive low light performance
-  3 times EL test to ensure best quality
-  Ideal choice for utility and commercial scale projects by reduced BoS and improved ROI
-  Outstanding reliability proven by PVEL for stringent environment condition:
 - Sand, acid, salt, and hail stones
 - 2400 Pa wind load and 5400 Pa snow load
 - Anti-PID

● QUALITY SYSTEM

ISO9001 / ISO14001 / ISO45001

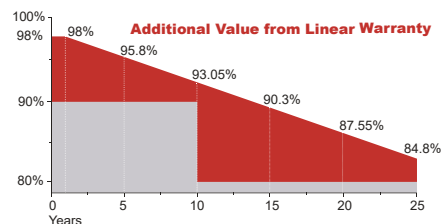
● PRODUCT CERTIFICATION



● INSURANCE

PICC

● WARRANTY



15 YEARS Guarantee on product material and workmanship

25 YEARS Linear power output warranty



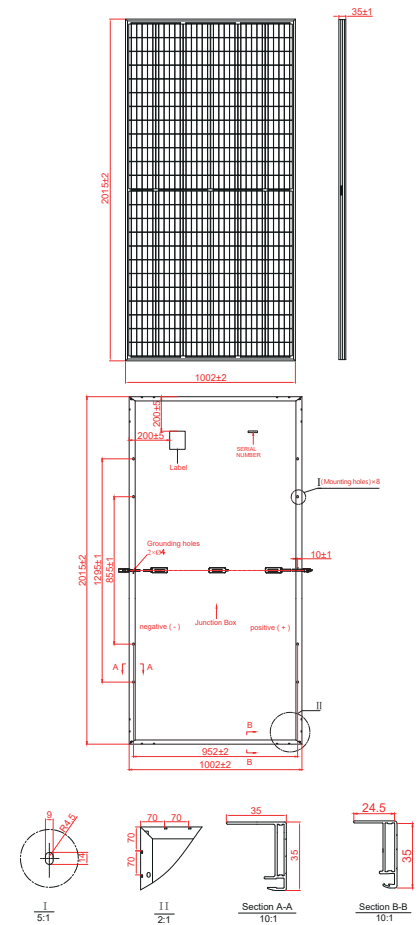
Electrical Characteristics

Module Type	SRP-390-BMA-HV		SRP-395-BMA-HV		SRP-400-BMA-HV		SRP-405-BMA-HV	
	STC	NOCT	STC	NOCT	STC	NOCT	STC	NOCT
Maximum Power at STC (Pmp)	390	291	395	295	400	299	405	303
Open Circuit Voltage (Voc)	48.7	45.4	48.9	45.6	49.1	45.8	49.4	46.0
Short Circuit Current (Isc)	9.95	8.04	10.03	8.11	10.10	8.16	10.15	8.20
Maximum Power Voltage (Vmp)	41.2	38.2	41.4	38.4	41.6	38.7	41.9	39.0
Maximum Power Current (Imp)	9.47	7.63	9.55	7.70	9.62	7.75	9.67	7.79
Module Efficiency at STC(ηm)	19.32		19.56		19.81		20.06	
Power Tolerance	(0, +4.99)							
Maximum System Voltage	1500V DC							
Maximum Series Fuse Rating	20 A							

STC: Irradiance 1000 W/m² module temperature 25°C AM=1.5
Power measurement tolerance: +/-3%

Temperature Characteristics

Pmax Temperature Coefficient	-0.34 %/°C
Voc Temperature Coefficient	-0.26 %/°C
Isc Temperature Coefficient	+0.05 %/°C
Operating Temperature	-40 ~ +85 °C
Nominal Operating Cell Temperature (NOCT)	45±2 °C



Mechanical Specifications

External Dimensions	2015 x 1002 x 35 mm
Weight	22.0 kg
Solar Cells	PERC Mono(144 pcs)
Front Glass	3.2 mm AR coating tempered glass, low iron
Frame	Anodized aluminium alloy
Junction Box	IP68, 3 diodes
Output Cable	4.0 mm ² , 250mm(+)/350mm(-) or Customized Length
Mechanical Load	Front side 5400Pa/ Back side 2400Pa

Packing Configuration

	2015 x 1002 x 35 mm	
Container	20'GP	40'HQ
Pieces per Pallet	31	31+2*
Pallets per Container	10	22
Pieces per Container	310	726

* 31+2 pieces per pallet is the special package which only suits for container transport.
For details, please consult SERAPHIM.

I-V Curve

