









Sable 570-585w

High efficiency bifacial modules

TOPCon 182mm


● **TOPCON MODULE ADVANTAGE**

-  Multi-Busbar technology
-  Superior load capacity
-  High module efficiency
-  Excellent low-light performance
-  Lower annual attenuation
Longer warranty
-  Low BOS and LCOE
-  Reduce hot spot effect
-  Higher bifaciality

● **QUALITY SYSTEM**

ISO9001 / ISO14001 / ISO45001

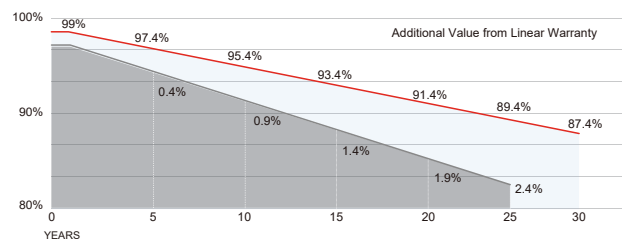
● **PRODUCT CERTIFICATION**



● **INSURANCE**



● **WARRANTY**



Guarantee on product material and workmanship



Linear power output warranty



SERAPHIM ENERGY GROUP CO., LTD.

Add: NO.18, Shichuan Road, Jinzhai Economic Development Zone, Lu'an City, Anhui Province
 Tel: +86-564-7736177 Email: info@seraphim-energy.com

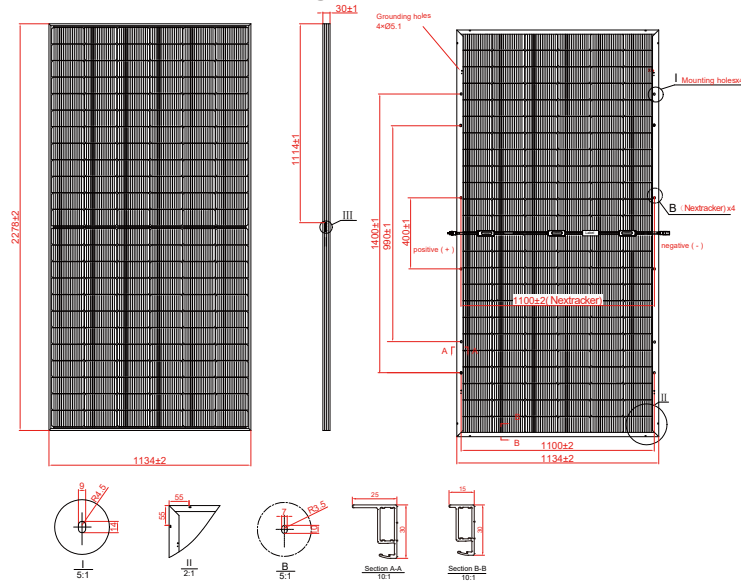
Mechanical Specifications

External Dimension	2278 x 1134 x 30 mm
Weight	32.0 kg
Solar Cells	TOPCon 182 x 91mm (144pcs)
Front / Back Glass	2.0mm AR coating semi-tempered glass, low iron
Frame	Anodized aluminium alloy
Junction Box	IP68, 3 diodes
Output Cables	4.0mm ² , 250mm(+)/350mm(-) or Customized Length

Packing Configuration

Container	20'GP	40'HQ
Pieces per Pallet	36	36
Pallets per Container	4	20
Pieces per Container	144	720

Technical drawing



Electrical Characteristics

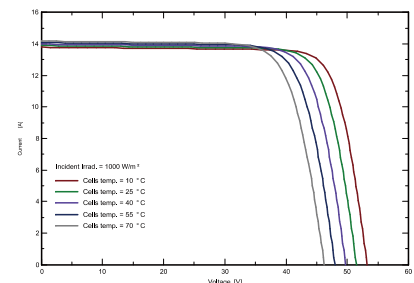
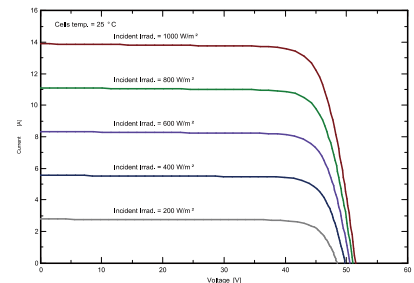
Module Type	SRP-570-BTA-BG			SRP-575-BTA-BG			SRP-580-BTA-BG			SRP-585-BTA-BG		
	Front STC	Front NOCT	Back STC	Front STC	Front NOCT	Back STC	Front STC	Front NOCT	Back STC	Front STC	Front NOCT	Back STC
Maximum Power -P _{mp} (W)	570	429	456	575	433	460	580	437	464	585	441	468
Open Circuit Voltage -V _{oc} (V)	51.70	49.12	51.68	51.90	49.31	51.88	52.10	49.50	52.08	52.30	49.69	52.28
Short Circuit Current -I _{sc} (A)	13.95	11.16	11.16	14.01	11.21	11.21	14.07	11.26	11.26	14.13	11.30	11.30
Maximum Power Voltage -V _{mp} (V)	43.00	40.44	42.98	43.20	40.63	43.18	43.40	40.86	43.38	43.60	41.05	43.58
Maximum Power Current -I _{mp} (A)	13.26	10.61	10.61	13.32	10.66	10.66	13.37	10.70	10.70	13.43	10.74	10.75
Module Efficiency STC-η _m (%)	22.07			22.26			22.45			22.65		
Power Tolerance (W)	(0, +4.99)											
Pmax Temperature Coefficient	-0.29 %/°C											
Voc Temperature Coefficient	-0.25 %/°C											
Isc Temperature Coefficient	+0.046 %/°C											

STC: Irradiance 1000 W/m² module temperature 25°C AM=1.5
Power measurement tolerance: +/-3%

Rear Side Power Gain(SRP-580-BTA-BG)

Power Gain	10%	15%	20%	25%	30%
Maximum Power -P _{mp} (W)	638	667	696	725	754
Open Circuit Voltage -V _{oc} (V)	52.10	52.10	52.10	52.10	52.10
Short Circuit Current -I _{sc} (A)	15.48	16.18	16.88	17.59	18.29
Maximum Power Voltage -V _{mp} (V)	43.40	43.40	43.40	43.40	43.40
Maximum Power Current -I _{mp} (A)	14.71	15.38	16.04	16.71	17.38

I-V Curve



Application Conditions

Maximum System Voltage	1500V DC
Maximum Series Fuse Rating	25 A
Operating Temperature	-40~+85 °C
Nominal Operating Cell Temperature	45±2 °C
Bifaciality	80%±5%
Mechanical Load	Front side 5400 Pa / Back side 2400 Pa

Specifications are subject to change without further notification SRP-DS-EN-2023T1220 © Copyright 2023 Seraphim

